

Thank you for downloading this printable packet from [Real Life at Home](https://www.reallifeathome.com)

This packet is for personal, classroom, co-op, and church use (depending on your purchased usage). If you received it free as a subscriber, you may only use it for personal or single classroom use unless you pay to upgrade.

By using the printables in this packet, you agree that you will not alter, copy, reproduce, modify, or create derivative works based on the items contained in this packet. You may post pictures of your family or classroom using these downloads on your personal blog or website as long as [Real Life at Home](https://www.reallifeathome.com) is properly credited by name and there is a link to the site - <https://www.reallifeathome.com>

You may not redistribute this printable packet.

You may not reproduce (outside of the personal, classroom, co-op, and church use or another similar use), sell, repackage, or give this free printable packet (in part or in whole) to anyone else in any form or fashion. You may not copy and send it to anyone via email, or any file sharing groups via Facebook, Dropbox, Mediafire, or similar sites. To share this printable packet with others, please send them directly to [Real Life at Home](https://www.reallifeathome.com) at www.reallifeathome.com

Modifying the Real Life at Home Terms of Use

Angie Kauffman has the right to modify these terms of use at any time and for any reason. If the terms of use are modified, the most current valid terms of use will replace all previous terms of use. It is the responsibility of the party downloading printables to know the current terms of use, which can be found on the original post for the printable, as well as at <https://www.reallifeathome.com/terms-of-use/>

You have permission to:

- Download this printable set to your hard drive and then print them from your computer. You may use this packet with your family for personal use.
- You may also use it in a single classroom, co-op, group setting, church program, and other similar settings. If you are doing this (and you regularly use free printables from Real Life at Home), please consider making a small donation. <https://www.reallifeathome.com/donate/>
- Tell people about the printables by sharing a link to the site, not directly to the .pdf file.
- Post pictures of your children or students using any of my printables as long as you attribute them to Real Life at Home with the correct name and URL.

You do NOT have permission to:

- You must not remove the copyright notice and website address of Real Life at Home on the worksheets.
- You may not alter the worksheet or printable items in any way.
- **You may not share this file with anyone else. Please direct them to the site to download it instead.**
- You may not sell or profit from any worksheet in this set from Real Life at Home in any way.
- You may not host this file on your own site or any type of file-sharing site such as Yahoo Groups, Google Docs, etc.

Clip Art and Other Images


You may not take or use the drawings and clip art on another project. Graphics used in this booklet were purchased with for our use. [Graphics from HenMama Designs](https://www.reallifeathome.com).

If you have any questions about the use of this set, please contact Angie Kauffman at angie@reallifeathome.com. Also, thank you for considering a donation to Real Life at Home and for your honesty in your usage of this packet.


The Stations of the Cross

Name: _____


© 2018 - RealLifeAtHome.com




1st Station:
Jesus is condemned
to death.




2nd Station:
Jesus accepts the
cross.




3rd Station:
Jesus falls the
first time.




4th Station:
Jesus meets his
mother.




5th Station:
Simon of Cyrene
helps Jesus carry
his cross.




6th Station:
Veronica wipes the
face of Jesus.




7th Station:
Jesus falls the
second time.




8th Station:
Jesus meets the
women of Jerusalem.




9th Station:
Jesus falls a
third time.



10th Station:
Jesus is stripped
of his clothes.




11th Station:
Jesus is crucified.



12th Station:
Jesus dies on
the cross.



13th Station:
The body of Jesus
is taken down from
the cross.



14th Station:
Jesus is laid
in the tomb.

Stations of the
Cross Booklet by
Angie Kauffman
from
RealLifeAtHome.com